


Architectural Colors




RM
Metal Roofing Supply

STANDARD OPTIONS



Regal White




Bone White




Surrey Beige




Sandstone




Almond



Buckskin



Ash Gray



Slate Gray




Charcoal



Dark Charcoal



Matte Black



Medium Bronze




Dark Bronze



Patina Green




Evergreen



Mansard Brown




Colonial Red



Roman Blue



Patrician Bronze




Terra Cotta




Galvalume Plus


*** DEEP TONE
PREMIUM COLORS**




Regal Blue



Brite Red



Hartford Green




Brandywine

*** METALLIC COLORS**



Pewathered Galvalume



Leadcoat




Silver Metallic



Copper Penny Metallic



Texas Silver Metallic



Champagne Metallic



*** WOODGRAINS**



Chestnut



Driftwood



Golden Pecan

* Grain runs top to bottom on vertically installed panels and left to right on horizontal applications.

*** SPECIALTY FINISHES**



Brushed Metal



COR-TEN AZP[®] Raw

COLOR	*INVENTORY					
	Sunnyvale, Texas	Clinton, Illinois	Peachtree City, Georgia	Adelanto, California	Houston, Texas	Lockhart, Texas
ALMOND	✓	✓	✓	✓	✓	✓
ASH GRAY	✓	✓	✓	✓	✓	✓
BONE WHITE	✓	✓	✓	✓	✓	✓
BRANDYWINE	✓	✓	✓		✓	✓
BRITE RED	✓	✓	✓	✓	✓	✓
BRUSHED METAL					✓	
BUCKSKIN	✓	✓			✓	✓
CHAMPAGNE METALLIC	✓	✓			✓	✓
CHARCOAL	✓	✓	✓	✓	✓	✓
CHESTNUT					✓	
COLONIAL RED	✓	✓	✓	✓	✓	✓
COPPER PENNY METALLIC	✓	✓	✓	✓	✓	✓
COR-TEN AZP RAW	✓					
DARK BRONZE	✓	✓	✓	✓	✓	✓
DARK CHARCOAL	✓					✓
DRIFTWOOD					✓	
EVERGREEN	✓	✓	✓	✓	✓	✓
*GALVALUME PLUS	✓	✓	✓	✓	✓	✓
GOLDEN PECAN					✓	
HARTFORD GREEN	✓	✓	✓	✓	✓	✓
LEADCOAT	✓	✓		✓	✓	✓
MANSARD BROWN	✓	✓	✓	✓	✓	✓
MATTE BLACK	✓	✓	✓	✓	✓	✓
MEDIUM BRONZE	✓	✓	✓	✓	✓	✓
PATINA GREEN	✓	✓	✓	✓	✓	✓
PATRICIAN BRONZE	✓	✓	✓	✓	✓	✓
PREWEATHERED GALVALUME	✓	✓			✓	✓
REGAL BLUE	✓	✓	✓	✓	✓	✓
REGAL WHITE	✓	✓	✓	✓	✓	✓
ROMAN BLUE	✓	✓	✓	✓	✓	✓
SANDSTONE	✓	✓	✓	✓	✓	✓
SILVER METALLIC		✓	✓	✓		
SLATE GRAY	✓	✓	✓	✓	✓	✓
SURREY BEIGE	✓	✓	✓	✓	✓	✓
TERRA COTTA	✓	✓		✓	✓	✓
TEXAS SILVER METALLIC	✓			✓	✓	✓

*Inventory shown is 24 gauge. Galvalume Master Coil. Other gauges and substrates are available and inventory varies by location. Please inquire for specific inventory availability and freight rates.

*Colors are representative of colors offered and are not intended for matching purposes.

***Additional cost applies.**

Finish Specifications

COLOR	REFLECTANCE	EMISSIVITY	SRI	LRV
ALMOND	0.54	0.84	62	58.96
ASH GRAY	0.32	0.84	32	35.92
BONE WHITE	0.69	0.85	83	76.39
BRANDYWINE	0.27	0.86	26	04.18
BRITE RED	0.46	0.87	52	08.22
BRUSHED METAL	0.09	0.88	4	06.45
BUCKSKIN	0.37	0.86	39	16.60
CHAMPAGNE METALLIC	0.37	0.81	37	26.05
CHARCOAL	0.32	0.85	32	11.04
CHESTNUT	0.11	0.89	7	07.84
COLONIAL RED	0.33	0.85	34	05.71
COPPER PENNY METALLIC	0.40	0.85	44	18.02
COR-TEN AZP RAW	0.31	0.89	33	08.38
DARK BRONZE	0.27	0.84	25	04.08
DARK CHARCOAL	0.08	0.88	3	06.72
DRIFTWOOD	0.10	0.89	6	09.20
EVERGREEN	0.26	0.84	24	06.62
*GALVALUME PLUS	0.67	0.30	65	N/A
GOLDEN PECAN	0.38	0.88	42	16.99
HARTFORD GREEN	0.26	0.85	24	04.21
LEADCOAT	0.34	0.82	34	26.03
MANSARD BROWN	0.29	0.85	28	04.41
MATTE BLACK	0.26	0.86	25	03.15
MEDIUM BRONZE	0.30	0.87	31	08.58
PATINA GREEN	0.40	0.85	43	21.85
PATRICIAN BRONZE	0.29	0.85	28	04.85
PREWEATHERED GALVALUME	0.30	0.79	27	19.04
REGAL BLUE	0.26	0.85	24	07.11
REGAL WHITE	0.66	0.87	80	73.06
ROMAN BLUE	0.28	0.85	27	14.84
SANDSTONE	0.50	0.86	53	53.41
SILVER METALLIC	0.47	0.82	52	35.58
SLATE GRAY	0.43	0.85	47	18.54
SURREY BEIGE	0.35	0.88	38	34.37
TERRA COTTA	0.35	0.87	37	12.21
TEXAS SILVER METALLIC	0.52	0.79	57	43.41

*Bare Acrylic Coated Galvalume

Notes:

- Numbers on this chart reflect initial values.
- Reflectance is a measure of the amount of solar energy that is immediately reflected from the surface.
- Emissivity is the ability of a material to emit the residual heat back into the surrounding atmosphere.
- The Solar Reflectance Index (SRI) is a measure of the roof's ability to reject solar heat, considering reflectance, emissivity and convection across the surface.
- The Light Reflective Value (LRV) refers to the percentage of light a paint color reflects.
- Inventory and color offering can change without notice. Please contact your McElroy representative to confirm availability.
- Other widths and gauges are available on some items,
- Galvalume® is McElroy's standard substrate.
- McElroy Metal features Fluoropon® 70% PVDF coatings on all products.
- Fluoropon® is manufactured by Sherwin-Williams® Corporation.